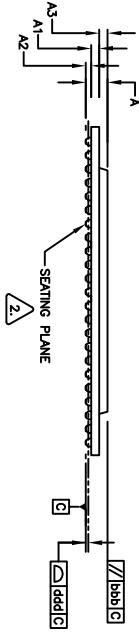
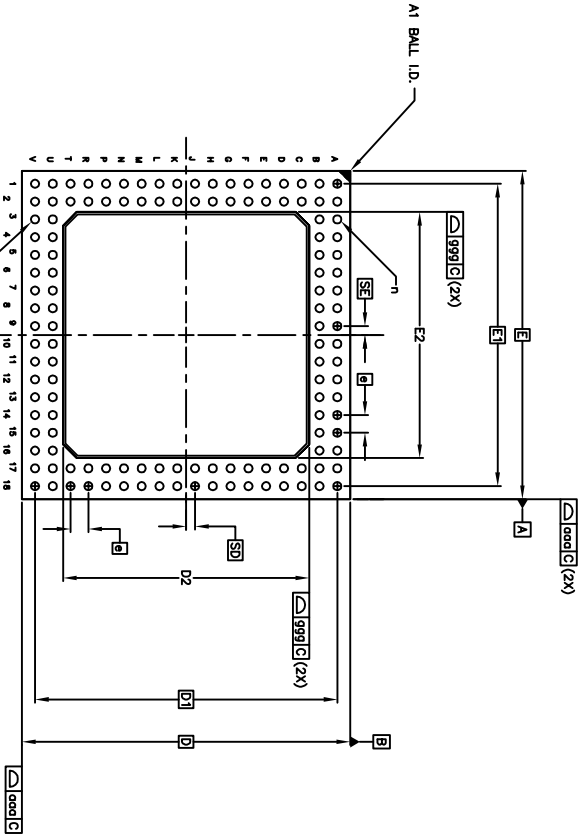


THE DRAWINGS AND INFORMATION CONTAINED HEREIN ARE THE EXCLUSIVE PROPERTY OF AMKOR/ANAM.
 THE INFORMATION, STRINGS AND DESIGN CONTAINED HEREIN ARE CONFIDENTIAL/PROPRIETARY. SHALL
 BE UNAVAILABLE TO ANY OTHER PARTY WITHOUT THE EXPRESS WRITTEN PERMISSION OF AMKOR/ANAM.

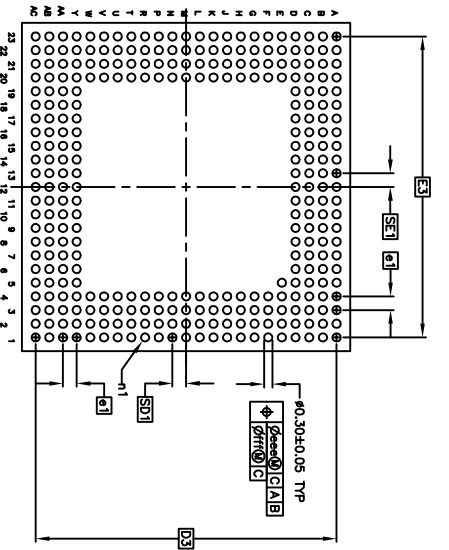


SIDE VIEW

SYMBOL	COMMON DIMENSION		
	MIN	NOM	MAX
D		12.0	
E		12.0	
A	0.7	0.8	0.9
A1	0.28	0.30	0.34
A2	0.18	0.23	0.28
A3	0.24	0.27	0.30
e		0.65	
a1		0.50	
ooo		0.10	
bbb		0.10	
ddd		0.10	
eee		0.15	
fff		0.05	
ggg		0.15	
h (LAND COUNT TOP)		128	
i1 (BALL COUNT BOTTOM)		305	
E1		11.05	
E2		9.00	
E3		11.00	
D1		11.05	
D2		9.00	
D3		11.00	
S0		0.325	
SE		0.325	
S01		0.500	
SET1		0.500	



DIE TOP



DIE BOTTOM / BALL SIDE VIEW

SIZE	DWG NUMBER	SHEET	REV
A3	320441	2 OF 2	01
SCALE			
10:1			