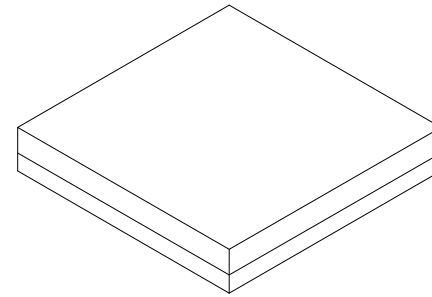


8 | 7 | 6 | 5 | 4 | 3 | 2 | 1

THE DRAWINGS AND INFORMATION CONTAINED HEREIN ARE THE EXCLUSIVE PROPERTY OF AMKOR/ANAM. THE INFORMATION, DRAWINGS AND DESIGN CONCEPTS CONTAINED HEREIN ARE CONFIDENTIAL/PROPRIETARY. SHALL BE MAINTAINED IN STRICT CONFIDENCE, AND SHALL NOT BE RELEASED TO ANY THIRD PARTY WITHOUT THE EXPRESS WRITTEN PERMISSION OF AMKOR/ANAM.

REV.	DESCRIPTION	DATE	CHECKED	ORIGINATED BY
00	INITIAL RELEASE PER DCN# C02346	10/24/97	SJK	HLE
01	REVISED DIMENSIONS PER DCN# C02757	12/12/97	SJK	HLE
02	UPDATED TO STANDARDS, DCN C04482	08/28/98	E.B.	HLE



7. REFERENCE SPECIFICATIONS:  
 A. AAWW SPEC #001-0531-2234: PACKING OPERATION PROCEDURE.  
 B. AAWW SPEC #001-0519-2062: MARKING.



PRIMARY DATUM Z AND SEATING PLANE ARE DEFINED BY THE SPHERICAL CROWNS OF THE SOLDER BALLS.



DIMENSION IS MEASURED AT THE MAXIMUM SOLDER BALL DIAMETER, PARALLEL TO PRIMARY DATUM Z.

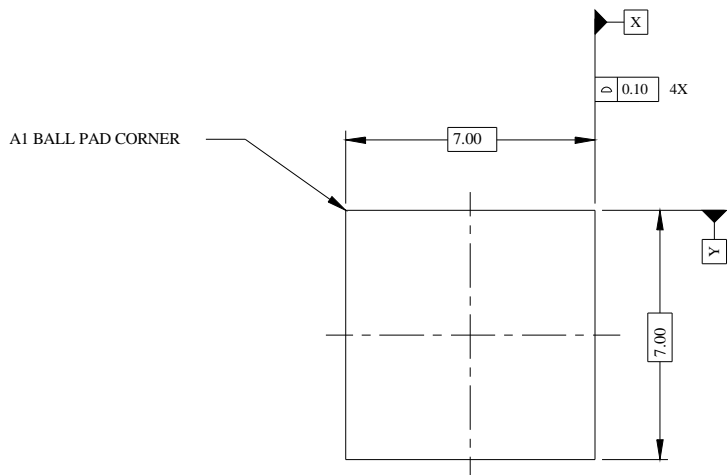
4. THE MAXIMUM ALLOWABLE NUMBER OF SOLDER BUMPS IS 49.  
 3. THE MAXIMUM SOLDER BALL MATRIX SIZE IS 7 X 7.  
 2. THE BASIC SOLDER BUMP GRID PITCH IS 0.80.  
 1. ALL DIMENSIONS AND TOLERANCES CONFORM TO ASME Y14.5M-1994.

NOTES: UNLESS OTHERWISE SPECIFIED

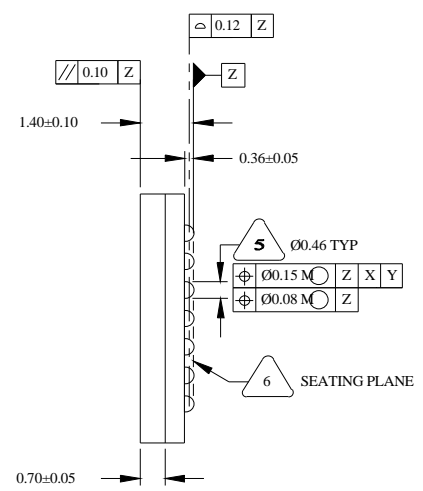
UNLESS OTHERWISE SPECIFIED DIMENSIONS ARE IN MILLIMETERS DECIMAL ANGULAR X.X ±0.10 ±1° X.XX ±0.05 X.XXX ±0.03		PROJECTION 		ANAM Industrial Co., LTD. Sungdong-Ku, Seoul, Korea		AMKOR Electronics, Inc. Chandler, Arizona, USA							
MATERIAL N/A		APPROVALS		DATE		TITLE PACKAGE OUTLINE - CABGA 49, 7.00mm X 7.00mm, 2 LAYER, 0.80mm PITCH, LAMINATE SUBSTRATE, AAP							
FINISH N/A		DRAWN R. GUERRERO		09/29/97		SIZE B		SID NUMBER N/A		DWG NUMBER 72682		REV 02	
DO NOT SCALE DRAWING		CHECKED D. GASTELLUM		09/18/97		STRIP DWG NUMBER/REV N/A		CUST CODE N/A		SCALE: 8:1		SHEET 1 OF 3	
		ENGR T. PANCAK		09/18/97									
		RELEASED Y.M. KANG		10/22/97									

8 | 7 | 6 | 5 | 4 | 3 | 2 | 1

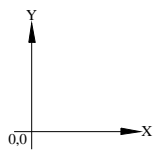
THE DRAWINGS AND INFORMATION CONTAINED HEREIN ARE THE EXCLUSIVE PROPERTY OF AMKOR/ANAM.  
 THE INFORMATION, DRAWINGS AND DESIGN CONCEPTS CONTAINED HEREIN ARE CONFIDENTIAL/PROPRIETARY, SHALL  
 BE MAINTAINED IN STRICT CONFIDENCE, AND SHALL NOT BE RELEASED TO ANY THIRD PARTY WITHOUT THE EXPRESS  
 WRITTEN PERMISSION OF AMKOR/ANAM.



TOP VIEW

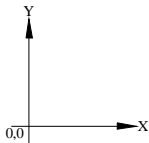
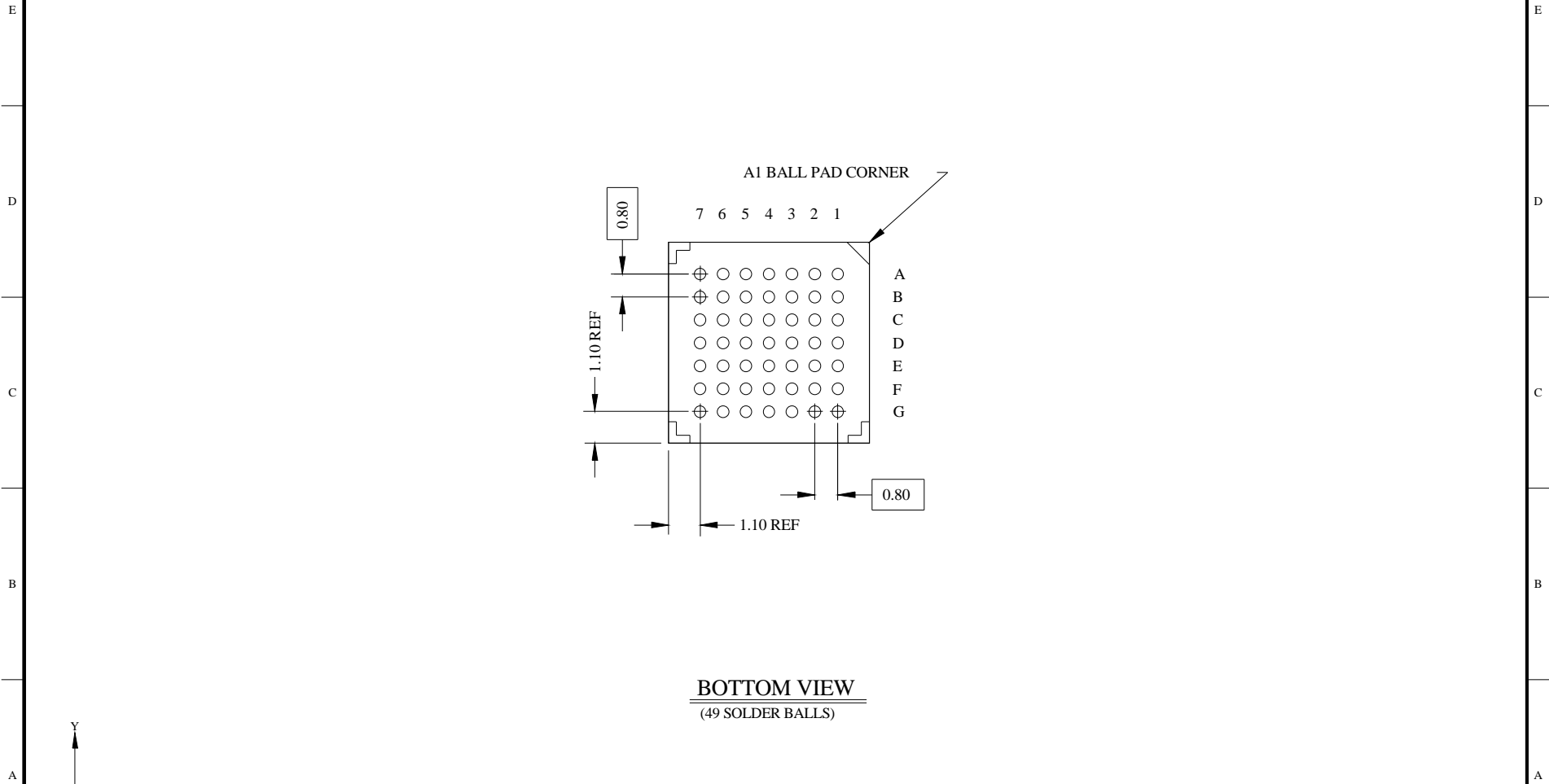


SIDE VIEW



SIZE	DWG. NUMBER	REV.
B	72682	02
SCALE 8:1		SHEET 2 OF 3

THE DRAWINGS AND INFORMATION CONTAINED HEREIN ARE THE EXCLUSIVE PROPERTY OF AMKOR/ANAM.  
 THE INFORMATION, DRAWINGS AND DESIGN CONCEPTS CONTAINED HEREIN ARE CONFIDENTIAL/PROPRIETARY, SHALL  
 BE MAINTAINED IN STRICT CONFIDENCE, AND SHALL NOT BE RELEASED TO ANY THIRD PARTY WITHOUT THE EXPRESS  
 WRITTEN PERMISSION OF AMKOR/ANAM.



SIZE	DWG. NUMBER	REV.
B	72682	02
SCALE 8:1		SHEET 3 OF 3